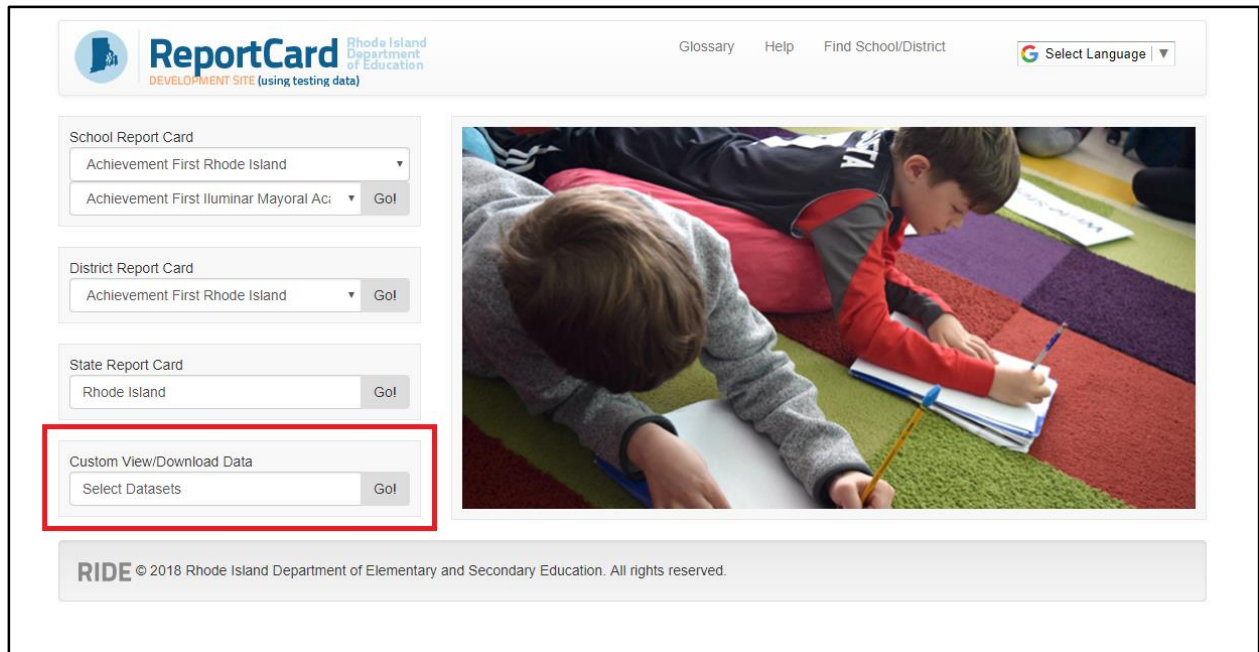


# Researcher Page

## How to Get There

Use these steps to go to the Researcher page, which is where you can pick sets of data that you want to view:

- 1) Make sure that you're on the homepage. Go to the **Custom View/Download Data** area in the lower left of the screen.



The screenshot displays the ReportCard website interface. At the top left is the ReportCard logo with the text "Rhode Island Department of Education" and "DEVELOPMENT SITE (using testing data)". To the right are links for "Glossary", "Help", and "Find School/District", along with a "Select Language" dropdown menu. Below the header are four report card selection sections: "School Report Card" (Achievement First Rhode Island), "District Report Card" (Achievement First Rhode Island), "State Report Card" (Rhode Island), and "Custom View/Download Data" (Select Datasets). The "Custom View/Download Data" section is highlighted with a red border. To the right of these sections is a photograph of two children sitting on a colorful mat, writing in notebooks. At the bottom of the page is a footer with the text "RIDE © 2018 Rhode Island Department of Elementary and Secondary Education. All rights reserved."

2) You don't need to change the text in the search box ("Select Datasets"), so just click **Go!** to go to the Researcher page.

District Report Card  
Achievement First Rhode Island Go!

State Report Card  
Rhode Island Go!

Custom View/Download Data  
Select Datasets Go!

RIDE © 2018 Rhode Island Department of Elementary and Secondary Education

ReportCard Rhode Island Department of Education  
DEVELOPMENT SITE (using testing data)

Glossary Help Find School/District Select Language

Select the level of data:  
 District Level  School Level

Build Clear Select All

Select 1 or more datasets:

- Accountability  
State accountability indicators including academic achievement, academic progress, graduation, progress in achieving english language proficiency and school quality/student success.
- Assessments  
State assessments data including RICAS (grades 3-8), SAT (grade 11), and DLM (grades 3-8, 11).
- Civil Rights Data  
The Civil Rights Data Collection (CRDC) is a biennial (i.e., every other school year) survey required by the U.S. Department of Education's Office for Civil Rights (OCR).
- Educator Data  
Teachers and building administrators are essential to student success. This dataset includes figures about the experience and certifications of current educators.
- Finance  
This data adheres to the Uniform Chart of Accounts (UCOA), an accounting method that provides transparency and accountability for the financial information of all schools and districts.
- Graduation Rates  
Graduation is a key indicator of academic success and of college and career readiness. Rhode Island calculates the four-year Adjusted Cohort Graduation Rate (ACGR).
- NAEP  
The National Assessment of Educational Progress (NAEP) is the most widespread evaluation of what America's students know and can accomplish in various subject areas.
- Postsecondary Participation  
Using our own data, as well as data from National Student Clearinghouse, we at RIDE determine the types of postsecondary programs that students enroll in after high school graduation.
- School Improvement  
Section 1003 school improvement funds, including the amount of funds each school received and the types of strategies implemented in each school with such funds.

RIDE © 2018 Rhode Island Department of Elementary and Secondary Education. All rights reserved.

## Directions for the Researcher Page

Use these steps to view the data you're looking for:

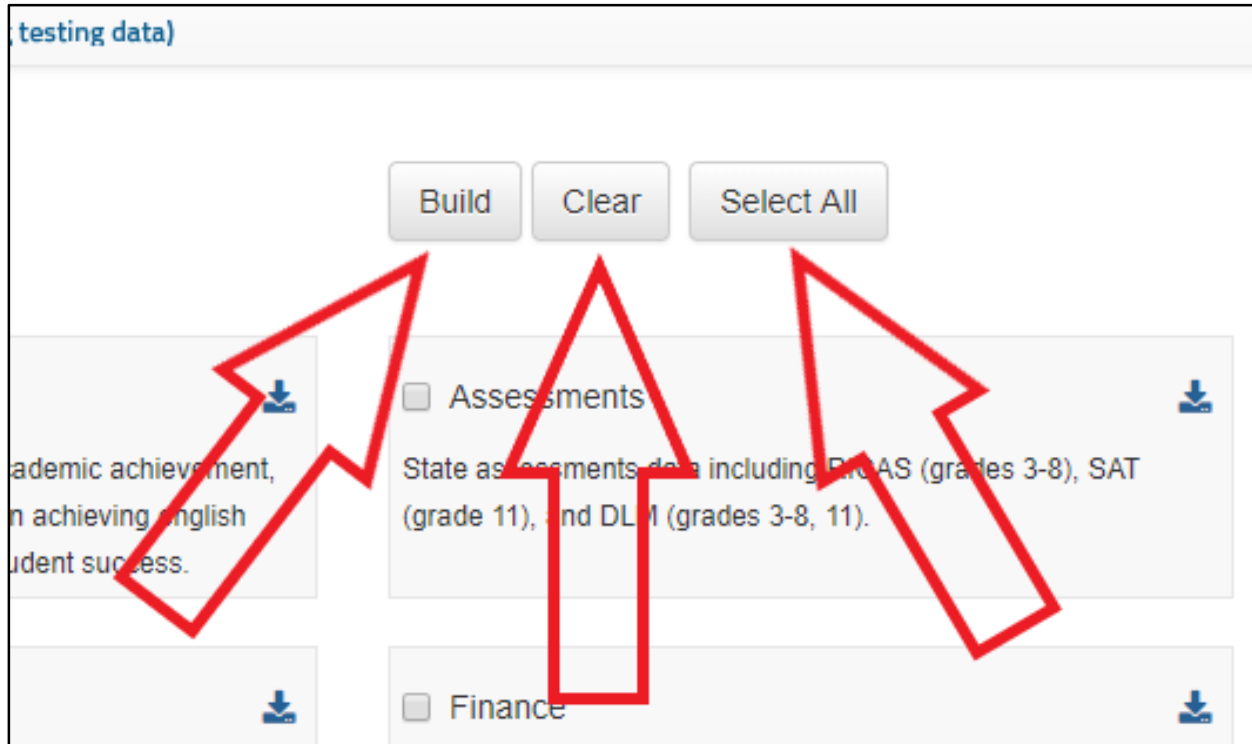
- 1) Welcome to the selection page. In the upper left of the screen, select the level of data that you want to view. You have 2 options: District Level or School Level.

The screenshot shows the top portion of the ReportCard interface. At the top left is the Rhode Island Department of Education logo. To its right is the text 'ReportCard Rhode Island Department of Education' and 'DEVELOPMENT SITE (using testing data)'. Below this is a section titled 'Select the level of data:' with two radio buttons: 'District Level' (which is selected) and 'School Level'. To the right of these buttons is a 'Build' button. Below this section is another section titled 'Select 1 or more datasets:' with a list of datasets, each with a checkbox and a download icon. The first dataset, 'Accountability', is partially visible and described as 'State accountability indicators including academic achievement, academic progress, graduation, progress in achieving english language proficiency and school quality/student success.'

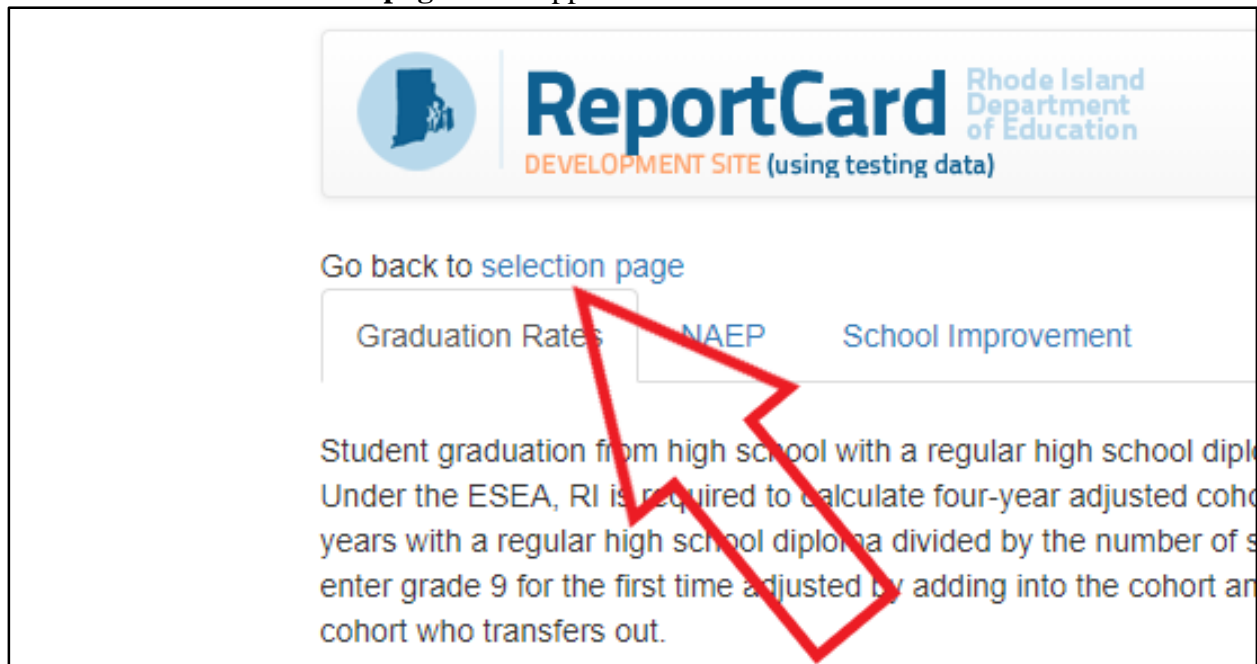
- 2) Select 1 or more of the 9 datasets available. The datasets are Accountability, Assessments, Civil Rights Data, Educator Data, Finance, Graduation Rates, NAEP, Postsecondary Participation, and School Improvement.

This screenshot shows the 'Select 1 or more datasets:' section of the interface. It features a grid of nine dataset cards, each with a checkbox, a title, a brief description, and a download icon. The datasets are: Accountability, Assessments, Civil Rights Data, Educator Data, Finance, Graduation Rates, NAEP, Postsecondary Participation, and School Improvement. A red box highlights the entire grid area. At the top of the page, the 'Select the level of data:' section is visible, with 'District Level' selected and buttons for 'Build', 'Clear', and 'Select All'. At the bottom of the page, there is a footer: 'RIDE © 2018 Rhode Island Department of Elementary and Secondary Education. All rights reserved.'

- 3) To view your selected datasets, click **Build**. To restart with selecting datasets, click **Clear**. To choose all the datasets at once, click **Select All**.



- 4) If you want to switch back to the selection page from viewing your datasets, click **Go back to selection page** in the upper left of the screen.



Note: On the selection page, you can download data into Excel. Just click the download icon for any of the datasets.

The screenshot displays the 'ReportCard DEVELOPMENT SITE' interface for the Rhode Island Department of Education. At the top, there is a navigation bar with the site logo, 'Glossary', 'Help', 'Find School/District', and a 'Select Language' dropdown menu. Below the navigation bar, users can 'Select the level of data' (District Level or School Level) and use 'Build', 'Clear', and 'Select All' buttons. The main area is titled 'Select 1 or more datasets:' and features a grid of dataset cards. Each card includes a checkbox, a title, a brief description, and a download icon. Red arrows point to the download icons for each dataset. The footer contains the text: 'RIDE © 2018 Rhode Island Department of Elementary and Secondary Education. All rights reserved.'

**ReportCard** Rhode Island Department of Education  
DEVELOPMENT SITE (using testing data)

Glossary Help Find School/District Select Language

Select the level of data:  
 District Level  School Level

Build Clear Select All

Select 1 or more datasets:

- Accountability**  
State accountability indicators including academic achievement, academic progress, graduation, progress in achieving english language proficiency and school quality/student success.
- Assessments**  
State assessments data including RICAS (grades 3-8), SAT (grade 11), and DLM (grades 3-8, 11).
- Civil Rights Data**  
The Civil Rights Data Collection (CRDC) is a biennial (i.e., every other school year) survey required by the U.S. Department of Education's Office for Civil Rights (OCR).
- Edicator Data**  
Teachers and building administrators are essential to student success. This dataset includes figures about the experience and certifications of current educators.
- Finance**  
This data adheres to the Uniform Chart of Accounts (UCA), an accounting method that provides transparency and accountability for the financial information of all schools and districts.
- Graduation Rates**  
Graduation is a key indicator of academic success and of college and career readiness. Rhode Island calculates the four-year Adjusted Cohort Graduation Rate (ACGR).
- NAEP**  
The National Assessment of Educational Progress (NAEP) is the most widespread evaluation of what America's students know and can accomplish in various subject areas.
- Postsecondary Participation**  
Using our own data, as well as data from National Student Clearinghouse, we at RIDE determine the types of postsecondary programs that students enroll in after high school graduation.
- School Improvement**  
Section 1003 school improvement funds, including the amount of funds each school received and the types of strategies implemented in each school with such funds.

RIDE © 2018 Rhode Island Department of Elementary and Secondary Education. All rights reserved.